



17

temporary work agencies in 2023



€269.9m

of revenue in 2023



48,250

assignments completed in 2023



6,878

temporary agency workers in 2023



9.8 million

of hours worked in 2023

The number of employees and hours worked in the temporary employment both rise sharply in 2023

The 17 temporary work agencies listed in the Trade and Industry Register generated 269.9 million euros of revenue in 2023. This result is up 10.5% on the previous year, while the number of establishments remained stable.

At the end of 2023, 6,878 employees¹, including 128 permanent staff, work in the Activities of temporary employment agencies, representing 11.8% of the total private sector workforce. The cumulative volume of hours worked nears 10 million over the twelve months of 2023 (9.5% of total hours worked in the private sector).

While employment indicators are on the rise between 2022 and 2023 in the private sector, this increase is even more marked in temporary work. Thus, the workforce in the Activities of temporary employment agencies has grown by more than 12% in one year, compared with 5.1% in the private sector as a whole. The number of hours worked is, for its part, 7.9% higher than in 2022 in the temporary employment sector, and 5.7% higher in the overall private sector.

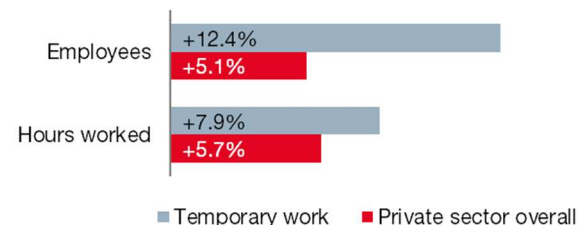
The volume of hours worked shows the seasonal nature of temporary work. In particular, it is twice as high in July (the annual peak in activity) than in August. In 2023, the number of hours worked is higher each month than in the previous year, with a more notable difference in the last quarter.

1. Number of employees and cumulative hours worked in temporary employment in 2022 and 2023

	2022	2023
Temporary agency workers	6,117	6,878
including permanent staff	120	128
Hours worked in temporary employment	9,070,201	9,786,775

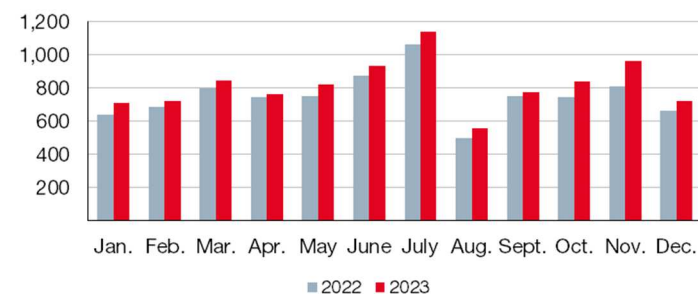
Sources: Temporary work agencies, Caisses sociales de Monaco, Monaco Statistics

2. Change 2022-2023 in the number of employees and hours worked in temporary employment and in the private sector



Sources: Caisses sociales de Monaco, Monaco Statistics

3. Monthly change in the number of hours worked in temporary employment in 2022 and 2023



Unit: thousand hours

Sources: Caisses sociales de Monaco, Monaco Statistics

- Almost all of the 6,878 employees of the Activities of temporary employment agencies reside outside the Principality in 2023 (over 98 %). Around 7 out of 10 employees, or more than 4,600 people, are domiciled in the Alpes-Maritimes outside the neighbouring municipalities. 13.8% of the population (just over 900 people) live in one of the four neighbouring municipalities. More than a thousand temporary workers live in Italy, ten times as many as in Monaco.
- 39.9% of temporary agency workers are French, whereas this nationality accounts for over 60% of the total private-sector workforce. At 20.8% or more than 1,400 people, Portuguese workers come second. They are much more represented in temporary employment than in the private sector as a whole (7.2%). 16.5% of temporary workers are Italian, a slightly higher proportion than in the entire private sector. Monegasques are practically absent from the population of employees of temporary work agencies.
- With 86.9% men at the end of 2023, the workforce of the Activities of temporary employment agencies appears to be much more male-dominated than in the overall private sector (accounting for 61.7% of men).

¹ This section considers employees and hours worked in subclass 78.20Z: *Activities of temporary employment agencies* of the French Nomenclature of Activities in December of the year under consideration, regardless of the sector in which they carry out their temporary work assignments. The 128 permanent employees of the 17 temporary work agencies in the Principality are also included in this population, although they do not have temporary status.

More than 48,000 temporary assignments over the year, 45.4% of them in the Construction sector

3. Change 2022-2023 in the number of assignments and days worked in temporary employment

	2022	2023	Var 22/23
Number of temporary assignments	46,250	48,250	4.3%
Days worked in temporary empl.	2,083,675	2,249,484	8.0%

Sources: Temporary work agencies, Monaco Statistics

4. Breakdown of the number of temporary assignments and days worked by sector of the user company in 2023

	Share of assignments	Share of days
Construction	45.4%	70.2%
<i>of which Specialised construction activities</i>	39.5%	61.3%
<i>of which Construction of buildings</i>	4.5%	6.2%
Accommodation and food service activities	18.4%	2.4%
<i>of which Food and beverage service act.</i>	16.6%	1.7%
Scientific and technical activities, administrative and support service activities	12.6%	7.6%
<i>of which Administrative and other support service activities</i>	4.4%	2.1%
Retail trade	6.7%	3.8%
<i>of which Retail trade, except of motor vehicles and motorcycles</i>	6.5%	3.6%
Industry	5.5%	6.9%
Other service activities	3.3%	1.8%
Public admin., educ., health and social work act.	2.6%	1.8%
Wholesale trade	1.9%	1.5%
Transportation and storage	1.5%	1.5%
Real Estate activities	1.0%	0.4%
Financial and insurance activities	0.8%	1.3%
Information and communication	0.4%	0.9%
TOTAL	100%	100%

Sources: Temporary work agencies, Monaco Statistics

48,250 temporary assignments were carried out in 2023, or 2,000 more than in 2022 (+4.3%). They generated more than 2.2 million of days worked over the year (+8.0%).

Almost half of all assignments (45.4%) were carried out on behalf of companies whose main activity belongs to the Construction sector, which is still the sector that makes most use of temporary work in the Principality. These contracts accounted for around 70% of all days worked by temporary staff in 2023, principalement mainly in Specialised construction activities (which includes in particular Masonry works and building structural works). The Accommodation and food service activities sector in the second-largest provider of temporary jobs, representing 18.4% of the assignments (almost all of them in Food and beverage service activities) but only 2.4% of days worked in 2023. Scientific and technical activities, administrative and support service activities generated 12.6% of the temporary assignments of the year and 7.6% of days worked. Real Estate activities, Financial and insurance activities and Information and communication are the three sectors that make the least use of temporary work.

Qualifications such as labourer, formworker, mason, cleaning agent or warehouse worker are among the most common in temporary assignments in 2023.

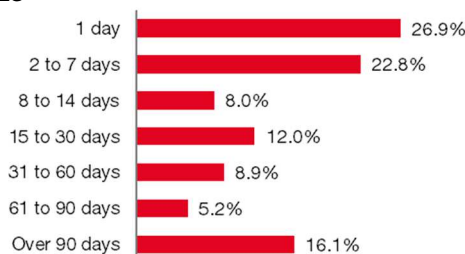
26.9% of temporary assignments lasted a single day

In 2023, single-day assignments accounted for 26.9% of all temporary contracts carried out over the year. Half (49.7%) of the assignments lasted between 1 and 7 days.

In the Accommodation and food service activities sector, 8 out of 10 assignments were daily in 2023. This is by far the sector with the highest proportion of very short-term assignments. In contrast, single-day contracts account for only 6.5% of Construction assignments (the lowest proportion of all sectors). 28.4% of assignments in Scientific and technical activities, administrative and support service activities lasted one day in 2023, and 20.0% in Retail trade.

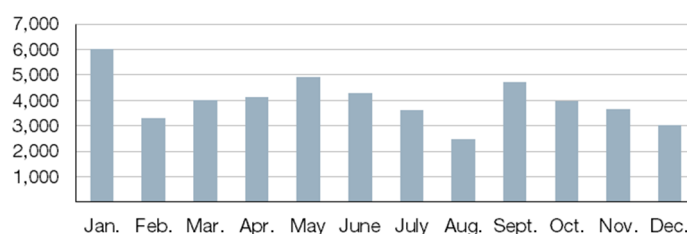
Temporary employment is subject to strong seasonal variations in the Principality. Although most contracts start at the beginning of the calendar year (over 6,000 in January 2023), many assignments also start in May and September.

5. Breakdown of temporary assignments by duration in 2023



Sources: Temporary work agencies, Monaco Statistics

6. Monthly breakdown of temporary assignments by start date in 2023



Sources: Temporary work agencies, Monaco Statistics

Sources: The analyses presented in this Focus come from two separate sources:

- statistics on the number of employees and hours worked are based on monthly data supplied by the Caisses sociales de Monaco;
- statistics relating to assignments are based on data collected by Monaco Statistics from the 17 temporary work agencies operating in Monaco in 2023.

The turnover given is from the Department of Tax Services.

Assignments: All assignments with an end date in 2023 are taken into account, regardless of the number of hours worked.

Assignments data were updated in July 2024.